


**remedē<sup>®</sup> System**

Transvenous Phrenic Nerve Stimulation for Central Sleep Apnea

**ZOLL<sup>®</sup>**



# **SLEEP SERVICES BILLING GUIDE**

## **2024**

# The **remedē**® System Sleep Services Billing Guide

This guide contains coding and reimbursement information for sleep procedures associated with the **remedē** System to treat moderate to severe central sleep apnea. For more information on billing for the **remedē** System implant procedure and related services, the 2024 **remedē** System Hospital and Physician Billing Guides are available online at [remede.zoll.com/reimbursement](https://remede.zoll.com/reimbursement) or by contacting the **remedē** Reimbursement Hotline.

**Disclaimer:** The information provided in this guide is general reimbursement information only; it is not legal advice, nor is it advice about how to code, complete or submit any claim for payment, nor is it intended to increase or maximize reimbursement by any third-party payer. All coding and reimbursement information is subject to change without notice. The content provided by the Center for Medicare and Medicaid Services is updated frequently. It is the responsibility of the health services provider to confirm the appropriate coding required by their local Medicare carriers, fiscal intermediaries, and commercial payers.

ZOLL provides reimbursement case management and hotline services in order to support patient access to the **remedē** System therapy. We offer hands-on assistance to physicians and hospitals with prior authorizations and appeals through our **remedē** Patient Access Program. We also provide reimbursement support of billing, coding, and coverage related activities.

- Prior authorizations
- Prior authorization appeals/peer-to-peers
- Claim appeals
- Billing/coding/coverage questions

For questions or case management support, please call the **remedē** Reimbursement Hotline at **1-952-540-4470** or email questions to [reimbursement@remede.zoll.com](mailto:reimbursement@remede.zoll.com).

This guide and all supporting documents are available for download at [remede.zoll.com/reimbursement](https://remede.zoll.com/reimbursement).

# CONTENTS

- TRANSVENOUS PHRENIC NERVE STIMULATION FOR CENTRAL SLEEP APNEA..... 4**
  - Therapy Overview ..... 4
  - Device and Implant Procedure ..... 4
  - Programming & Analysis ..... 4
  
- COVERAGE ..... 5**
  - FDA Approval ..... 5
  - Medicare Coverage ..... 5
  - Private Payer Coverage..... 5
  - Sleep Studies..... 6
  - Reimbursement Denials ..... 6
  
- CODING ..... 6**
  - Diagnosis Codes ..... 6
  - Qualifying Polysomnogram or Home Sleep Test..... 7
  - Daytime Clinic Visits ..... 8
  - Therapy Activation..... 8
  - Device Optimization & Ongoing Follow-up..... 9
  - Example Pathway and Coding..... 9
  
- BILLING AND PAYMENT ..... 9**
  - Billing Considerations ..... 10
  - Physician Billing ..... 10
  - Physician CMS-1500 Programming Billing Example ..... 11
  
- CLAIM AND PRIOR AUTHORIZATION APPEALS..... 12**
  - Appealing a Prior Authorization or Post-Service Claim Denial..... 12
  - Appealing a Denied Claim or Low Payment for the Physician Services..... 12

# TRANSVENOUS PHRENIC NERVE STIMULATION FOR CENTRAL SLEEP APNEA

## Therapy Overview

The **remedē**® System is an implantable system that safely and effectively treats moderate to severe Central Sleep Apnea (CSA) in adult patients.<sup>1</sup> CSA is a serious breathing disorder that disrupts the normal breathing pattern during sleep and has been shown to negatively impact quality of life and cardiovascular health.<sup>2</sup> The **remedē** System is an implantable system that stimulates a nerve in the chest (the phrenic nerve) to send signals to the large muscle that controls breathing (the diaphragm).

In a clinical study, the **remedē** System has been shown to significantly improve CSA patient outcomes:

- 96% reduction in Central Apnea Index<sup>3</sup>
- 95% of patients reported they would “elect to have the medical procedure again”<sup>4</sup>
- 78% of patients reported improved quality of life<sup>4</sup>
- Significant reduction in arousals and improvement in sleep architecture<sup>3</sup>

## Device and Implant Procedure

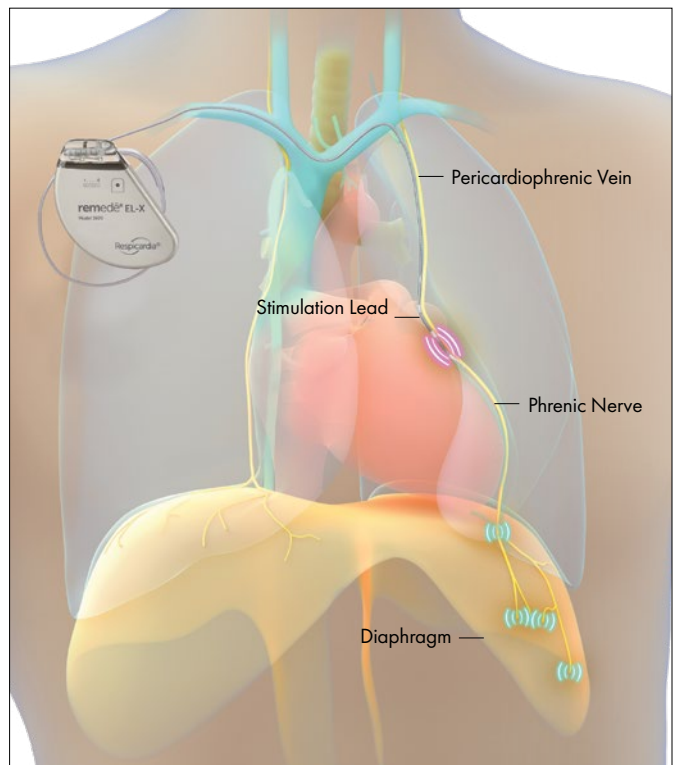
The **remedē** System is placed during a minimally invasive procedure. The system consists of a battery powered Implantable Pulse Generator (IPG) device placed under the skin in the upper chest area with one or two small thin wires (leads). One lead delivers the therapy to stimulate the phrenic nerve (stimulation lead). For select models, an optional sensing lead may be used for diagnostic purposes to sense breathing (sensing lead).

## Programming & Analysis

There are three different types of programming sessions that occur for patients with the **remedē** System.

The **Therapy Activation** session is the first programming session when the device stimulation is activated and often occurs 6 weeks after the implant procedure. During this visit, the device data is reviewed and initial device programming occurs. Patient education also occurs.

The **Device Optimization** session occurs 6 weeks after therapy initiation and/or every 6-12 weeks until therapy delivery is stable. During this visit, the device data is reviewed and programming changes are made, as needed, to optimize therapy response and patient comfort. A subjective assessment is completed with the patient. This visit is often 30-45 minutes and most patients will require at least one iteration of adjustment and customization of program settings.



When individualized programming has been optimized, Chronic Follow-up is recommended every 3-6 months. During these visits, the device data is reviewed and minor programming changes are made, as needed, to optimize therapy response and patient comfort. A subjective assessment is completed with the patient which will determine the timing for the next visit. This visit is often 15-20 minutes.

# COVERAGE

## FDA Approval

The **remedē**® System received Premarket Approval (PMA) from the FDA on October 6, 2017. The FDA-approved indications for use are as follows:

**Indications for use:** The **remedē** System is an implantable phrenic nerve stimulator indicated for the treatment of moderate to severe CSA in adult patients.

**Contraindications:** The **remedē** System is contraindicated for patients with an active infection.

The Instructions for Use document provides further information regarding the procedure, indications for use, contraindications, warnings, precautions, and potential adverse events. The FDA has posted 1) the Summary of Safety and Effectiveness Data (SSED), 2) the FDA Approval Letter, 3) the Implant System Directions for Use (Physician Labeling), and 4) the Patient Guide (Patient Labeling) on its website located at:

<https://www.fda.gov/medical-devices/recently-approved-devices/remeder-system-p160039>

## Medicare Coverage

Currently, there is no National Coverage Determination (NCD) related to the **remedē** System. However, Medicare may cover the **remedē** System on a case-by-case basis, with evidence of medical necessity. Check with your local Medicare Administrative Contractor (MAC) regarding any Local Coverage Determinations (LCDs) related to the **remedē** System. While traditional Medicare does not require or allow prior authorization or prior approval, Medicare Advantage plans are managed by commercial payers who may require prior authorization for Medicare Advantage patients. Check with your billing and coding staff for any prior authorization requirements.

## Private Payer Coverage

Unlike traditional Medicare, private payers may require prior authorization for the Polysomnogram (PSG) or programming services. Before scheduling a PSG, the specific insurance requirements for sleep studies should be verified and authorized if required.

Commercial insurance coverage policies vary and many require prior authorization for an elective procedure or services such as the **remedē** System. We encourage Health Care Professionals (HCPs) to contact payer(s) directly with questions regarding coverage policies or guidelines for the **remedē** System.

## Sleep Studies

It is also important to understand coverage regarding sleep studies for patients with the **remedē** System. For Medicare beneficiaries, a single diagnostic and a single titration PSG are generally considered reasonable and necessary once per year.<sup>5</sup> Any repeat diagnostic or titration studies will require justification of medical necessity for the additional services.

For Commercial Payers, sleep studies typically require prior authorization. A repeat sleep study may be considered medically necessary up to twice a year to assess the treatment response or as a result of persistent or new symptoms. However, commercial plans vary and it is important to confirm coverage with your plan administrator.

Coverage differences may also exist for split-night, full-night and home sleep studies.

## Reimbursement Denials

Payers may not write a coverage policy initially, instead opting to review on a case by case basis for medical necessity. In some cases, an appeal may be required to obtain a successful prior authorization or claim approval for the **remedē** System. Most commercial health plans have a method by which denials can be appealed through a process documented in the plan's Provider Manual. Contact the **remedē** Reimbursement Hotline for additional information and resources to support your patient's appeal process.

## CODING

This coding information is provided for general reimbursement information purposes only. It is not intended to provide advice about how to code, complete or submit any claim for payment, nor is it intended to increase or maximize reimbursement by any third-party payer. It is the responsibility of the health services provider to confirm the appropriate coding required by their local Medicare carriers, fiscal intermediaries, and commercial payers.

## Diagnosis Codes

The **remedē** System is used to treat moderate to severe CSA in adult patients. Hospitals report outpatient procedures using CPT codes.

### ICD-10-CM Diagnosis Codes

*Diagnosis coding for the **remedē** System procedures may involve the following codes:*

ICD-10-CM CODE*	DESCRIPTOR
<b>Insertion/Replacement/Removal</b>	
G47.31	Primary Central Sleep Apnea
G47.32	Central Sleep Apnea due to high altitude periodic breathing
G47.37	Central sleep apnea in conditions classified elsewhere

Diagnosis coding for routine interrogation and reprogramming may involve the following code:

ICD-10-CM CODE <sup>6</sup>	DESCRIPTOR
<b>Device Follow-up Care</b>	
Z45.42	Encounter for adjustment and management of neuropacemaker; brain, peripheral nerve, spinal cord

## Qualifying Polysomnogram or Home Sleep Test

It is recommended that patients have a Polysomnogram (PSG) or Home Sleep Test (HST) documenting their CSA diagnosis within 24 months of consultation for the **remedē** System. Keep in mind that certain sleep study technologies do not separately identify central and obstructive apneas, which is a critical metric in determining a patient's CSA diagnosis and eligibility for the **remedē** System.

If medically necessary, the sleep physician may order a sleep test every 6-12 months to monitor the device and optimize therapy. CPT coding for the PSG/HST may involve the following codes:

CPT <sup>®</sup> CODE <sup>6</sup>	DESCRIPTION	APC	2024 AVERAGE MEDICARE OUTPATIENT PAYMENT <sup>7</sup>	RVUS <sup>7</sup>			2024 AVERAGE MEDICARE PHYSICIAN PAYMENT <sup>7</sup>			EXAMPLE <sup>8</sup>
				WORK	FACILITY	NON-FACILITY	WORK	FACILITY	NON-FACILITY	
95810	Polysomnography; sleep staging with 4 or more additional parameters of sleep, attended by a technologist.	5724	\$996.18	2.50	3.47	18.72	\$81.86	\$113.62	\$612.97	In-lab PSG
95800	HST; Sleep study, unattended, simultaneous recording; heart rate, oxygen saturation, respiratory analysis (e.g., by airflow or peripheral arterial tone), and sleep time.	5721	\$148.83	0.85	1.16	4.08	\$27.83	\$37.98	\$133.60	WatchPAT
95801	HST; Sleep study, unattended, simultaneous recording; minimum of heart rate, oxygen saturation, and respiratory analysis (e.g., by airflow or peripheral arterial tone)	5733	\$58.28	0.85	1.20	2.92	\$27.83	\$39.29	\$95.61	ResMed Apnea Link w/Oximetry
95806	HST; Sleep study, unattended, simultaneous recording of, heart rate, oxygen saturation, respiratory airflow, and respiratory effort (eg, thoracoabdominal movement)	5721	\$148.83	0.93	1.29	2.83	\$30.45	\$42.24	\$92.67	ResMed ApneaLink Air
G0398	Home sleep study test (HST) with type II portable monitor; unattended; minimum of 7 channels: EEG, EOG, EMG, ECG/heart rate, airflow, respiratory effort, and oxygen saturation			Carrier Priced						
G0399	Home sleep test (HST) with type III portable monitor; unattended; minimum of 4 channels: 2 respiratory movement/airflow, 1 ECG/heart rate and 1 oxygen saturation			Carrier Priced						ResMed ApneaLink Air
G0400	Home sleep test (HST) with type IV portable monitor; unattended; minimum of 3 channels			Carrier Priced						WatchPAT, NightOwl

## Daytime Clinic Visits

After the **remedē** System is implanted, it is common for the office visit to be billed along with the device activation or programming. In order to bill for the clinic visit, the Evaluation & Management (E/M) criteria must be separate and identifiable from the device programming activity and modifier-25 may be used with the E/M CPT code.

CPT <sup>®</sup> CODE <sup>6</sup>	DESCRIPTION	RVUS <sup>7</sup>			2024 AVERAGE MEDICARE PHYSICIAN PAYMENT <sup>7</sup>		
		WORK	FACILITY	NON-FACILITY	WORK	FACILITY	NON-FACILITY
99204	New patient office visit, Level 4	2.60	3.97	5.02	\$85.13	\$129.99	\$164.38
99205	New patient office visit, Level 5	3.50	5.40	6.62	\$114.60	\$176.82	\$216.77
99214	Established patient office visit, Level 4	1.92	2.89	3.85	\$62.87	\$94.63	\$126.07
99215	Established patient office visit, Level 5	2.80	4.29	5.42	\$91.68	\$140.47	\$177.47

## Therapy Activation

The Therapy Activation session is the first programming session when the device stimulation is activated and often occurs 6 weeks after the implant procedure. This initial visit includes patient education and is an extended session of approximately 45 min-1 hour. Therapy activation requires patient participation to optimize therapy comfort and should not be done during a PSG, it is most often done as a clinic visit.

### Therapy Activation

CPT® CODE	DESCRIPTION	OPPS APC	2024 AVERAGE MEDICARE OUTPATIENT PAYMENT <sup>9</sup>	RVUS <sup>7</sup>			2024 MEDICARE NATIONAL AVERAGE PAYMENT <sup>7</sup>		
				WORK	FACILITY	NON-FACILITY	WORK	FACILITY	NON-FACILITY
93150	Therapy activation of implanted phrenic nerve stimulator system, including all interrogation and programming	5742	\$92.23	2.60	3.97	5.02	\$85.13	\$129.99	\$164.38

## Device Optimization & Ongoing Follow-up

After therapy activation occurs, additional clinic visits may be needed every 6-12 weeks to optimize the therapy delivery and patient comfort. During these evaluations, the device data will be reviewed and any appropriate programming changes will occur. CPT code 93151 should be used when these changes occur during a clinic visit or CPT code 93152 if conducted during a PSG. CPT code 93153 should be used if only an interrogation occurs without any programming and it should not be combined with CPT code 93151 or 93152.

When therapy optimization has been attained, chronic follow-up should continue every 3-6 months based on individual patient needs. If medically necessary, these visits often include a patient assessment, device data review and minor programming changes.

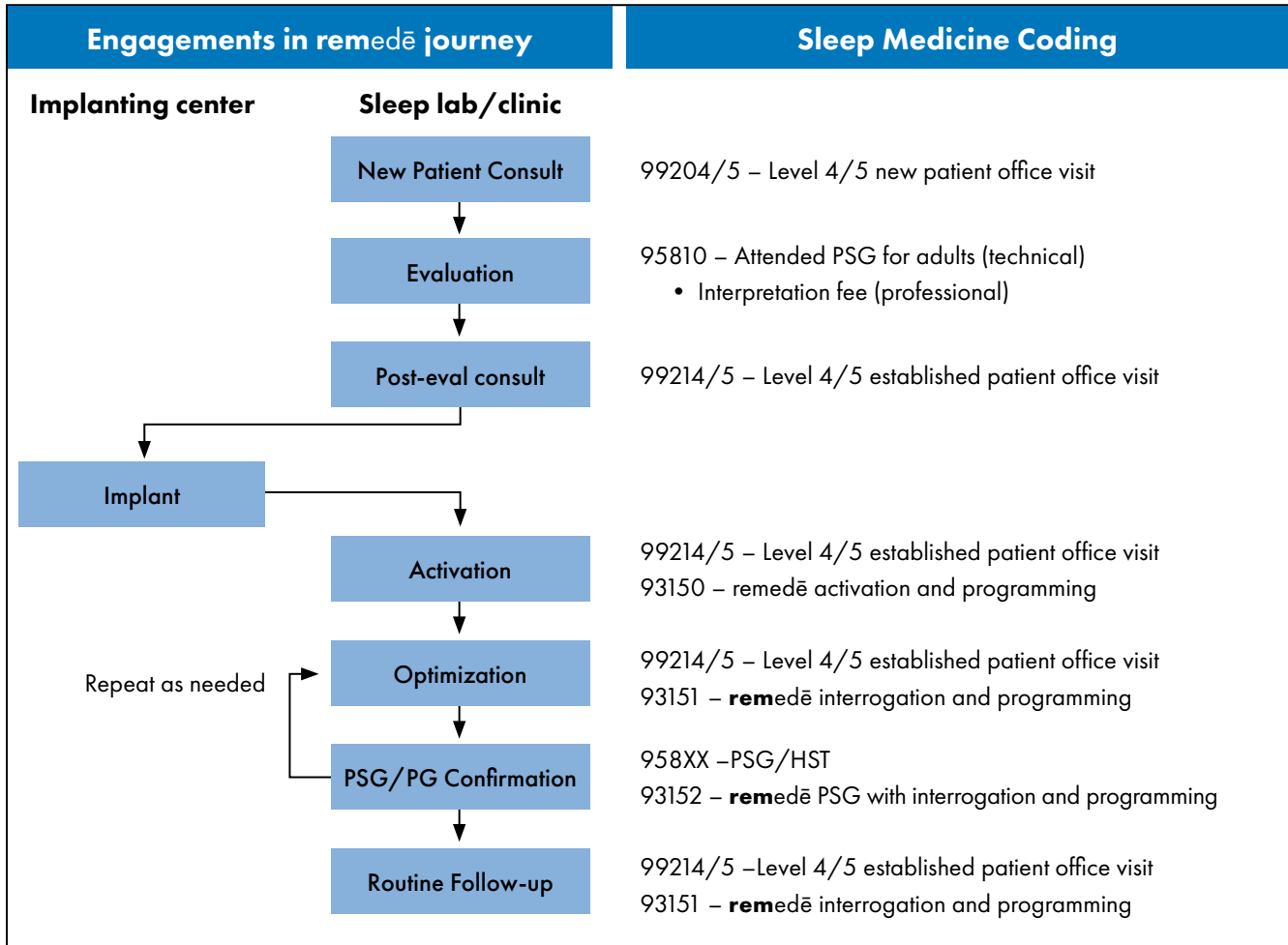
### Therapy Optimization and Follow-up

CPT® CODE	DESCRIPTION	OPPS APC	2024 AVERAGE MEDICARE OUTPATIENT PAYMENT <sup>9</sup>	RVUS <sup>7</sup>			2024 MEDICARE NATIONAL AVERAGE PAYMENT <sup>7</sup>		
				WORK	FACILITY	NON-FACILITY	WORK	FACILITY	NON-FACILITY
93153	Interrogation device evaluation implanted neurostimulator pulse generator system for central sleep apnea	5742	\$92.23	0.43	0.64	1.55	\$14.08	\$20.96	\$50.75
93151	Programming device evaluation of implanted neurostimulator pulse generator system for central sleep apnea; single session	5742	\$92.23	0.80	1.19	2.61	\$26.20	\$38.97	\$85.46
93152	during sleep session	5743	\$284.59	1.82	2.78	4.72	\$59.59	\$91.03	\$154.55



## Example Pathway and Coding

See below for an illustrative example of a **remedē** patient pathway in Sleep Medicine and some of the commonly used CPT codes.



## BILLING AND PAYMENT

### Billing Considerations


It is important to include the prior authorization number for commercial payers when submitting the claim. It may also be beneficial to include the prior authorization number for the initially device implant procedure.

Payers have different billing requirements for programming and polysomnograms. Check with the payer at Prior Authorization.

CLAIM FORM ITEM	VALUES	NOTES
Item 21A	Diagnosis (primary)	Enter the primary ICD-10-CM diagnosis Codes (see page 7)
Item 23	Prior Authorization Number	Enter the payer’s prior authorization number for patients with commercial and Medicare Advantage
Item 24D	Procedures, Services, or Supplies	Enter the CPT code for each procedure or service provided with one CPT code in each line

# Physician CMS-1500 Programming Billing Example

See below for an illustrative example of a Physician Claim.



## HEALTH INSURANCE CLAIM FORM

APPROVED BY NATIONAL UNIFORM CLAIM COMMITTEE (NUCC) 02/12

CARRIER ↑

<input type="checkbox"/> PICA <span style="float: right;">PICA <input type="checkbox"/></span>	
1. MEDICARE <input type="checkbox"/> (Medicare#)                    MEDICAID <input type="checkbox"/> (Medicaid#)                    TRICARE <input type="checkbox"/> (ID#/DoD#)                    CHAMPVA <input type="checkbox"/> (Member ID#)                    GROUP HEALTH PLAN <input type="checkbox"/> (ID#)                    FECA BLK LUNG <input type="checkbox"/> (ID#)                    OTHER <input type="checkbox"/> (ID#)	
2. PATIENT'S NAME (Last Name, First Name, Middle Initial) <b>Patient Jane</b>	
3. PATIENT'S BIRTH DATE MM DD YY    SEX M <input type="checkbox"/> F <input type="checkbox"/>	
4. INSURED'S NAME (Last Name, First Name, Middle Initial) <b>Patient Jane</b>	
5. PATIENT'S ADDRESS (No., Street) <b>1776 American Way</b>	
6. PATIENT RELATIONSHIP TO INSURED Self <input checked="" type="checkbox"/> Spouse <input type="checkbox"/> Child <input type="checkbox"/> Other <input type="checkbox"/>	
7. INSURED'S ADDRESS (No., Street) <b>1776 American Way</b>	
8. RESERVED FOR NUCC USE	
9. OTHER INSURED'S NAME (Last Name, First Name, Middle Initial)	
10. IS PATIENT'S CONDITION RELATED TO:	
11. INSURED'S POLICY GROUP OR FECA NUMBER	
12. PATIENT'S OR AUTHORIZED PERSON'S SIGNATURE I authorize the release of any medical or other information necessary to process this claim. I also request payment of government benefits either to myself or to the party who accepts assignment below.	
13. INSURED'S OR AUTHORIZED PERSON'S SIGNATURE I authorize payment of medical benefits to the undersigned physician or supplier for services described below.	
14. DATE OF CURRENT ILLNESS, INJURY, or PREGNANCY (LMP) MM DD YY    QUAL.	
15. OTHER DATE MM DD YY    QUAL.	
16. DATES PATIENT UNABLE TO WORK IN CURRENT OCCUPATION FROM MM DD YY TO MM DD YY	
17. NAME OF REFERRING PROVIDER OR OTHER SOURCE	
18. HOSPITALIZATION DATES RELATED TO CURRENT SERVICES FROM MM DD YY TO MM DD YY	
19. ADDITIONAL CLAIM INFORMATION (Designated by NUCC)	
20. OUTSIDE LAB? <input type="checkbox"/> YES <input type="checkbox"/> NO    \$ CHARGES	
21. DIAGNOSIS OR NATURE OF ILLNESS OR INJURY Relate A-L to service line below (24E) ICD Ind.	
22. RESUBMISSION CODE    ORIGINAL REF. NO.	
23. PRIOR AUTHORIZATION NUMBER <b>ABC987654321 *</b>	
24. A. DATE(S) OF SERVICE From MM DD YY To MM DD YY                    B. PLACE OF SERVICE                    C. EMG                    D. PROCEDURES, SERVICES, OR SUPPLIES (Explain Unusual Circumstances) CPT/HCPCS                    E. DIAGNOSIS POINTER                    F. \$ CHARGES                    G. DAYS OR UNITS                    H. EPSDT/Family Plan                    I. ID. QUAL.                    J. RENDERING PROVIDER ID. #	
25. FEDERAL TAX I.D. NUMBER    SSN EIN <input type="checkbox"/> <input type="checkbox"/>	
26. PATIENT'S ACCOUNT NO.                    27. ACCEPT ASSIGNMENT? (For govt. claims, see back) <input type="checkbox"/> YES <input type="checkbox"/> NO	
28. TOTAL CHARGE \$                    29. AMOUNT PAID \$                    30. Rsvd for NUCC Use	
31. SIGNATURE OF PHYSICIAN OR SUPPLIER INCLUDING DEGREES OR CREDENTIALS (I certify that the statements on the reverse apply to this bill and are made a part thereof.)	
32. SERVICE FACILITY LOCATION INFORMATION	
33. BILLING PROVIDER INFO & PH # ( )	
SIGNED    DATE    a. NPI    b. NPI	

NUCC Instruction Manual available at: [www.nucc.org](http://www.nucc.org)

PLEASE PRINT OR TYPE

APPROVED OMB-0938-1197 FORM 1500 (02-12)

PHYSICIAN OR SUPPLIER INFORMATION ↑



# CLAIM AND PRIOR AUTHORIZATION APPEALS

Payers may not write a coverage policy initially, instead opting to review on a case by case basis for medical necessity. In some cases, a payor's appeal process may need to be utilized in order to obtain payment or authorization for patient care. Contact the Reimbursement Hotline for appeal letter templates and additional resources.

## Appealing a Prior Authorization or Post-Service Claim Denial

ZOLL offers a Patient Access Program that works on behalf of patients who qualify for the **remedē** System to exhaust all avenues in the prior-authorization and appeal process. By working on behalf of the patient directly, additional avenues of appeal can be utilized that are not always available to providers. For post-service claim denials, the Reimbursement Hotline can provide appeal letter templates and supporting documentation.

For questions or case management support, please  
call the **remedē** Reimbursement Hotline at  
**1-952-540-4470** or email questions to [reimbursement@remede.zoll.com](mailto:reimbursement@remede.zoll.com).

- <sup>1</sup> Costanzo M, et al. Transvenous neurostimulation for central sleep apnoea: a randomised controlled trial. *The Lancet*. 2016; 388: 974–82.
- <sup>2</sup> Costanzo MR, Khayat R, Ponikowski P, et al. State-of-the-art review: Mechanisms and clinical consequences of untreated central sleep apnea in heart failure. *J Am Coll Cardiol* 2015;65:72-84.
- <sup>3</sup> Costanzo MR, Javaheri S, Ponikowski P, et al. Transvenous Phrenic Nerve Stimulation for Treatment of Central Sleep Apnea: Five-Year Safety and Efficacy Outcomes. *Nat Sci Sleep*. 2021;13:515-526.
- <sup>4</sup> Costanzo MR, Ponikowski P, Javaheri S, et al. Sustained Twelve Month Benefit of Phrenic Nerve Stimulation for Central Sleep Apnea. *Am J Cardiol*. 2018. pii: S0002-9149(18)30258-3. doi: 10.1016/j.amjcard.2018.02.022.
- <sup>5</sup> CMS Publication 100-02, Medicare Benefit Policy Manual, Chapter 15, Section 70
- <sup>6</sup> ICD-10 PCS Expert for Hospitals, 2024.
- <sup>7</sup> Total Non-Facility RVU's; CY2024 Physician Fee Schedule Final Rule, CMS-1784-F. Addendum B.
- <sup>8</sup> ResMed and ZOLL Itamar Medical company website; accessed November 9, 2023.
- <sup>9</sup> CMS-1786-FC; Hospital Outpatient Prospective Payment and Ambulatory Surgical Center Payment Systems and Quality Reporting Programs. CY2024 NFRM Addendum B.

### Important Safety Information

The **remedē** System is indicated for moderate to severe Central Sleep Apnea (CSA) in adult patients. A doctor will need to evaluate the patient's condition to determine if the **remedē** System is appropriate. The **remedē** System should not be implanted during an active infection and patients will not be able to have diathermy (special heat therapies). The device is MR Conditional. The conditions and precautions can be found in the **remedē** System MRI guidelines manual. The **remedē** System may be used with another stimulation device such as a heart pacemaker or defibrillator; special testing will be needed to ensure the devices are not interacting. As with any surgically implanted device, there are risks related to the surgical procedure itself which may include, but are not limited to, pain, swelling, and infection. Once the therapy is turned on, some patients may experience discomfort from stimulation and/or from the presence of the device. The majority of these events are resolved either on their own or by adjusting the therapy settings. The **remedē** System may not work for everyone. There are additional risks associated with removing the system. If it is decided to remove the system, another surgery will be required. Be sure to understand all the risks and benefits associated with the implantation of the **remedē** System. For further information please visit [remede.zoll.com](http://remede.zoll.com), call 952-540-4470 or email [info@remede.zoll.com](mailto:info@remede.zoll.com). **Contraindications:** The **remedē** System is contraindicated for use in patients with an active infection. See the Instructions for Use for complete information regarding the procedure, indications for use, contraindications, warnings, precautions, and potential adverse events.

**Rx Only.** The **remedē** System, **remedē** EL System, and **remedē** EL-X System have received FDA approval. The **remedē** System model 1001 has received CE Mark approval.

## ZOLL MEDICAL CORPORATION

12400 Whitewater Dr., Suite 150 | Minnetonka, MN 55343 | 952-540-4470 | [info@remede.zoll.com](mailto:info@remede.zoll.com) | [remede.zoll.com](http://remede.zoll.com)

Copyright © 2024 ZOLL Medical Corporation. All rights reserved. Respicardia and **remedē** are registered trademarks of ZOLL Respicardia, Inc. in the United States and/or other countries. ZOLL is a registered trademark of ZOLL Medical Corporation in the United States and/or other countries.

Printed in the U.S.A.  
RMB2579, Rev E

For subsidiary addresses and  
fax numbers, as well as other  
global locations, please go to  
[www.zoll.com/contacts](http://www.zoll.com/contacts).

**ZOLL**®